





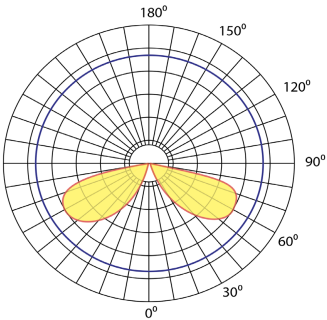
ROCKET ASF160

Litenet offers a variety of architectural bollard outdoor pathway lighting with a variety of optics that are excellent for pathway lighting applications with low glare requirements. The main body is comprised of die-casting aluminium and extruded aluminium alloy, which gives the fitting flexibility and strength. This fitting is constructed with a transparent PMMA diffuser that provides UV resistance for optimal light output. We employ high-quality LED chips to achieve high efficiency and better light dispersion. The Rocket B160 parthway lights are intended for outdoor use. This range is available in satin matte black powdercoat finish. The Rocket range is designed for mood lighting the LED chip is set deep in to the fitting providing comfortable area lighting.

50,000 hour life with 5 year Replacement warranty L70



-  SMD    3000K    4000K
-  Integral LED driver
-  Not Dimmable



Power	14W	18W
LED	SMD	SMD
INTEGRAL DRIVER		
CCT	3000K / 4000K	3000K / 4000K
Luminous flux	1166 lm / 1260 lm	1500 lm / 1620 lm
Dimensions (D x H)mm	800x160mm	800x160mm
Beam angle	180°	180°
CRI	80	80
BLACK FINISH Part No 3000K	ROCKET ASF16014803B	ROCKET ASF16020803B
BLACK FINISH Part No 4000K	ROCKET ASF16014804B	ROCKET ASF16020804B